

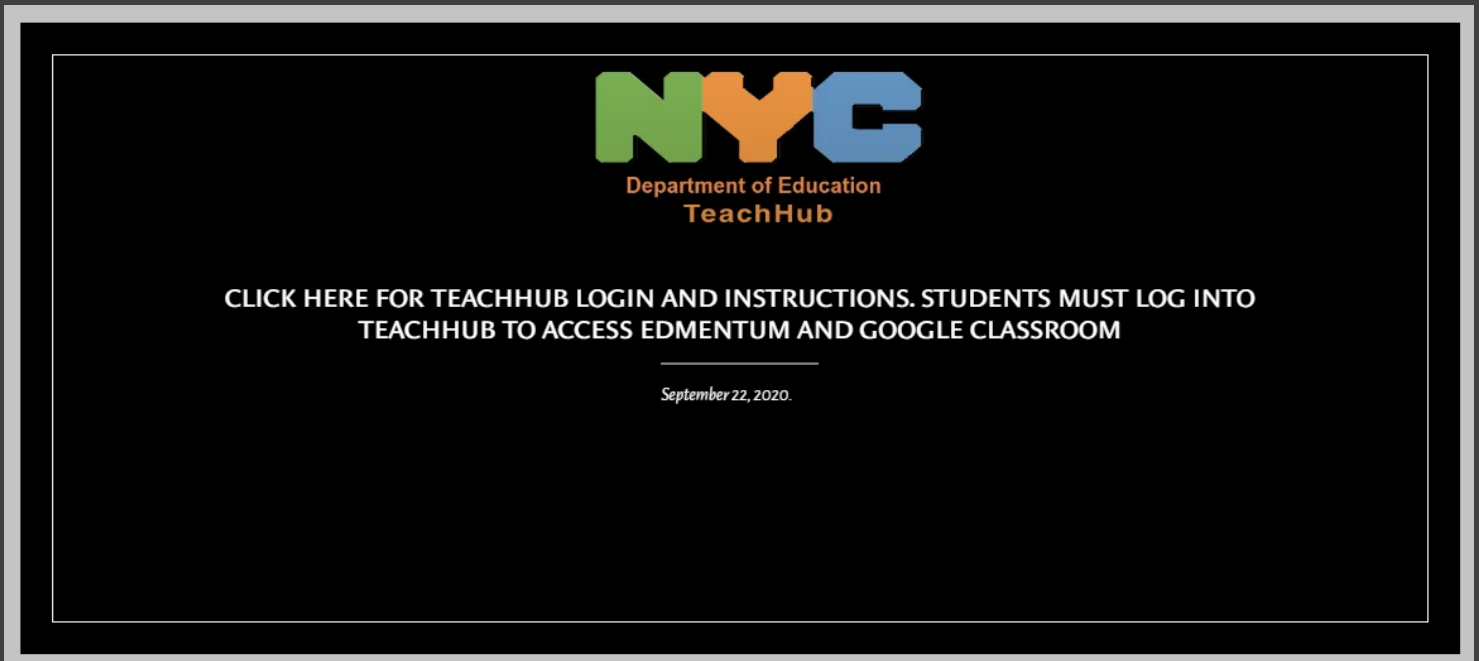


ACCESSING GOOGLE CLASSROOM THROUGH TEACHHUB

1) Go to our school website.

<https://harlemrenhs.org/>

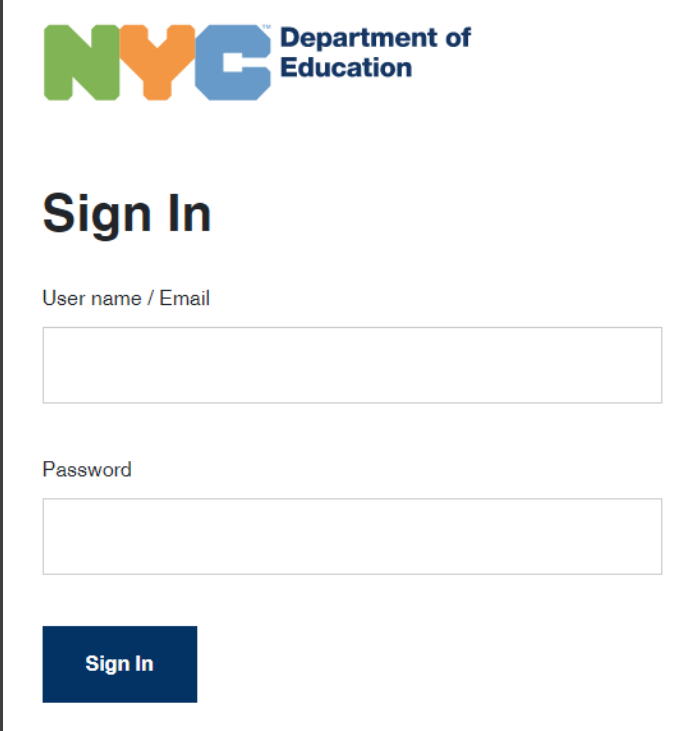
2) You'll see this at the top:



3) Click on the box and then you will see the TeachHub icon.




4) Log in to TeachHub by using your @nycstudents.net account. Make sure you are typing @nycstudents.net after your username.



The image shows a sign-in form for the NYC Department of Education. At the top left is the NYC logo (NYC in green, orange, and blue) followed by the text "Department of Education". Below this is the heading "Sign In". There are two input fields: "User name / Email" and "Password". At the bottom left is a dark blue button with the text "Sign In".

5) Look for the Google Classroom icon and click on it.



6) You are in and ready for remote learning!