

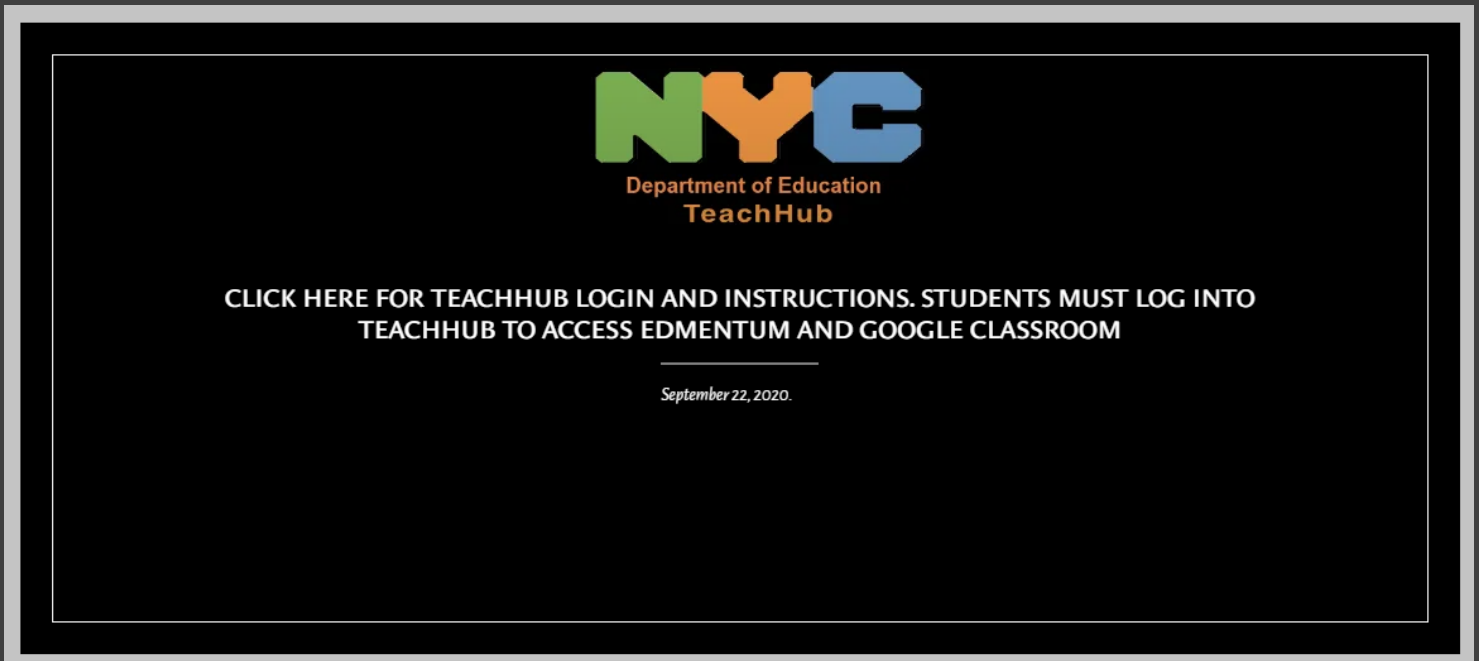


ACCESSING EDMENTUM THROUGH TEACHHUB

1) Go to our school website.

<https://harlemrenhs.org/>

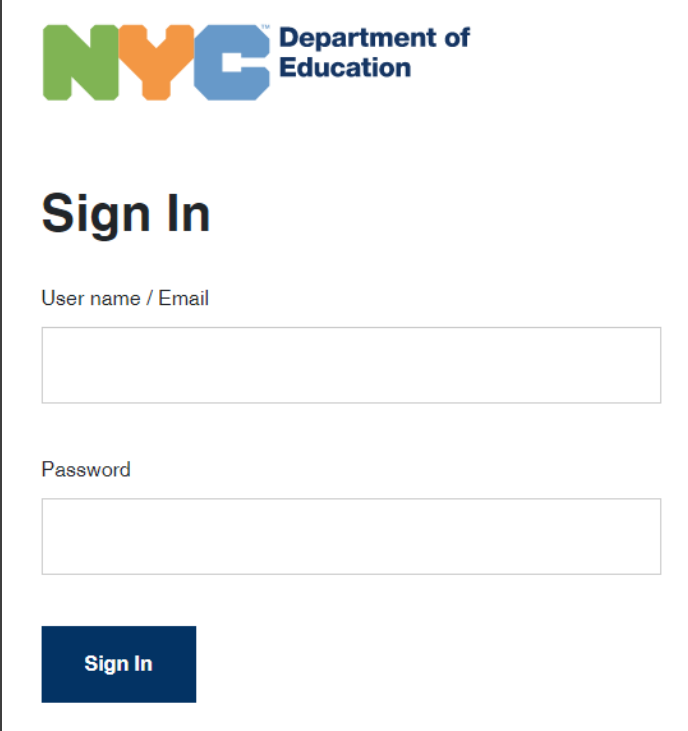
2) You'll see this at the top:



3) Click on the box and then you will see the TeachHub icon.




4) Log in to TeachHub by using your @nycstudents.net account. Make sure you are typing @nycstudents.net after your username.

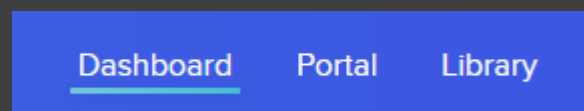


The image shows a sign-in form for the NYC Department of Education. At the top left is the NYC logo (NYC in green, orange, and blue) followed by the text "Department of Education". Below this is the heading "Sign In". There are two input fields: "User name / Email" and "Password". At the bottom left of the form is a dark blue button with the text "Sign In" in white.


5) Look for the Clever icon and click on it.



6) Look for the menu bar at the top and go to Portal.



7) Look for the Edmentum icon:



8) You are in and ready for remote learning!