



HARLEM RENAISSANCE HIGH SCHOOL


ACCESSING YOUR SUMMER SCHOOL CLASSES

**FOLLOW THESE STEPS TO VIEW YOUR SUMMER SCHEDULE
AND CLASSES**

1) LOGIN TO YOUR DOE EMAIL

Your Student Account ID and Password

To retrieve your account ID and password:

1. Go to [Student Account Self Service](#) 
2. Enter your **9-digit Student ID (OSIS) number**. (You can find your Student ID number on a report card, your student ID card, or in your [NYCSA](#) account.)
3. Enter your **birthday**.
4. Click **Continue**.
5. If the information you enter matches your student record, your username will be displayed.
6. Your student ID is your username followed by @nycstudents.net. For example, if your username is JaneD, your student account ID is JaneD@nycstudents.net.
7. If you haven't already set up a password, you will be asked to set one up.
8. **Pick a password** that only you will know.
9. Re-enter your **password**.
10. Click **Update Password**.

Follow the steps on the link below. You can read the directions or watch the video. It will ask you for your OSIS number, which you can obtain from your counselor. Don't forget to write down your username!

<https://www.schools.nyc.gov/learn-at-home/technical-tools-and-support/doe-student-accounts>

**2) THIS WILL NOW
GIVE YOU ACCESS TO
THE NYCDOE APPS
AND TEACH HUB**



Sign In

User name

Password

Sign In

If you click on this link it will ask you for your username and password. Use the NYCDOE one that you just wrote down.

<https://teachhub.schools.nyc/>

YOU'RE NOW ABLE TO VIEW YOUR APPS

My apps

🔍 What app are you looking for?

Sort by A-Z ▾



1. TeachHub



2. Google Classrooms



3. Microsoft O365




iLearnNYC



Zoom

**IF YOU CLICK ON TEACH HUB,
YOU'LL HAVE EVEN MORE ACCESS
TO APPS**



The screenshot shows a 'My apps' dashboard with a search bar and a list of applications. An orange arrow points to the first application, '1. TeachHub'. The dashboard includes a search bar with the text 'What app are you looking for', a 'Sort by A-Z' dropdown, and a list of applications: '1. TeachHub', '2. Google Classrooms', '3. Microsoft O365', 'iLearnNYC', and 'Zoom'.

My apps

What app are you looking for

Sort by A-Z

1. TeachHub


2. Google Classrooms

3. Microsoft O365

iLearnNYC

Zoom

3) CLICK ON ILEARNNNYC FOR YOUR CLASSES AND SCHEDULE



The screenshot shows a 'My apps' dashboard with a search bar and a list of applications. An orange arrow points to the 'iLearnNYC' app icon.

My apps

What app are you looking for?

Sort by A-Z ▾


1. TeachHub
2. Google Classrooms
3. Microsoft O365
- iLearnNYC

Zoom

IT IS LIKELY (BUT NOT GUARANTEED AT THE MOMENT) THAT YOUR COURSEWORK WILL BE COMPLETED IN EDMENTUM



4) TO ACCESS EDMENTUM, CLICK ON TEACH HUB AND THEN ELEMENTUM



PLEASE BE PATIENT. THIS IS NEW TO ALL OF US. EMAIL YOUR COUNSELORS WITH ANY QUESTIONS AND HAVE A GREAT SUMMER!

Shameka Edgehill: HRHS DOE Support/Parent Coordinator

sedgehill3@schools.nyc.gov

If your last name begins with A-L, your counselor is Nikki DeShane

nikkideshane@harlemrenhs.org

If your last name begins with M-Z, your counselor is Lorraine Mignotte

lmignotte.hrsltw@gmail.com